

DOB-FCWP (Driver on Board) Series

Product Description:

The **DOB-FCWP (Driver on Board - Full Cut Off Wall Pack)** series utilizes innovative **Driver on Board** technology in a LED Wall Pack luminaire. By providing the benefits of the latest in driver technology, the DOB-FCWP has become one of the most efficient and reliable luminaires in the market. The improved design eliminates some of the parts and much of the weight of traditional wall pack luminaires. And less parts means less production cost, which results in better pricing and lower quotes. The DOB-FCWP Series is the better alternative for traditional LED wall pack fixtures - providing quick payback and improved performance.



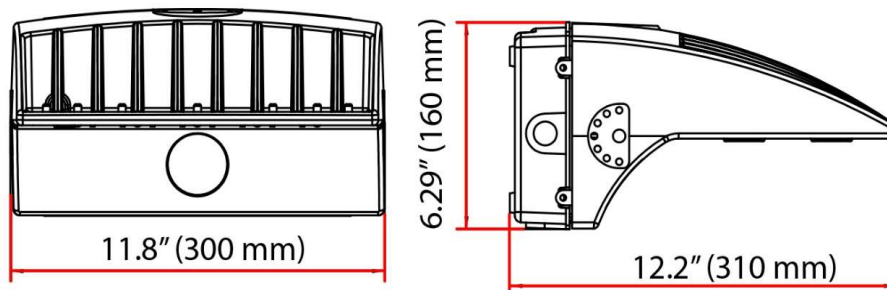
Specifications:

- **Operating Voltage:** 120V, 240V, 277V
- **CCT:** 3000K - 5700K
- **UL Listed, suitable for wet locations**
- **Power Factor:** >0.9 at full load
- **Total Harmonic Distortion:** <12% at full load
- **CRI:** 70
- **RoHS Dark Sky Compliant**
- **Operating Temperature:** -40°F ~ 140°F
- **IP65 rated**
- **Finish:** Exterior parts are protected by a Super Durable powder coat finish that provides superior resistance to corrosion and weathering. The multi-stage process ensures a minimum 3 mils thickness for a finish that can withstand extreme climate changes without cracking or peeling.
- **Warranty:** 5 year standard warranty on components (100,000 hours)
- **Dimming:** 0-10V dimming capabilities.

Dimensions:

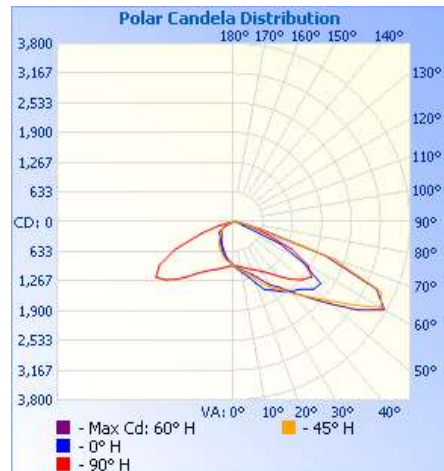
12.2"L x 11.8"W x 6.29"H

12.2 lbs



Photometrics:

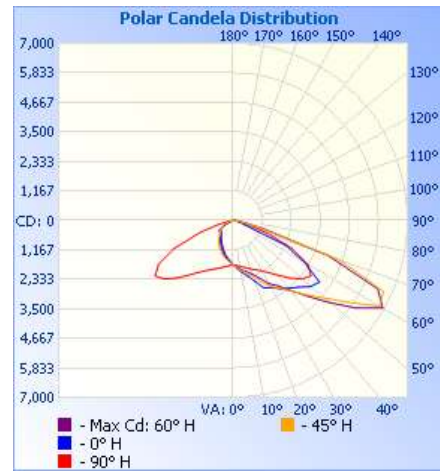
DOB-FCWP-50W-40K-T3



	Center Beam fc		Beam Width	
	9.92 fc	11.2 ft	34.7 ft	
9.7ft	2.50 fc	22.3 ft	69.0 ft	
19.3ft	1.11 fc	33.4 ft	103.6 ft	
29.0ft	0.62 fc	44.6 ft	138.3 ft	
38.7ft	0.40 fc	55.7 ft	172.6 ft	
48.3ft	0.28 fc	66.9 ft	207.3 ft	
58.0ft				

■ Vert. Spread: 59.9°
■ Horiz. Spread: 121.5°

DOB-FCWP-100W-40K-T3



	Center Beam fc		Beam Width	
	18.7 fc	11.5 ft	35.2 ft	
9.7ft	4.72 fc	22.8 ft	70.0 ft	
19.3ft	2.09 fc	34.3 ft	105.2 ft	
29.0ft	1.17 fc	45.7 ft	140.4 ft	
38.7ft	0.75 fc	57.0 ft	175.3 ft	
48.3ft	0.52 fc	68.5 ft	210.5 ft	
58.0ft				

■ Vert. Spread: 61.1°
■ Horiz. Spread: 122.3°

To view complete photometric reports or download IES files - please visit our website www.AllGreenLightingInc.com

Files, test reports, and certifications are available upon request:

IES files, photometric layouts, LM-79 reports, L70 TM-21 reports, LM-80 reports, ANSI C62.41.2 Surge Test, RoHS certificate, UL certifications, etc.

Lumen Chart:

Model	LED Current	3000K / T3					4000K / T3					5000K / T3					5700K / T3				
		Lumens	LPW	B	U	G	Lumens	LPW	B	U	G	Lumens	LPW	B	U	G	Lumens	LPW	B	U	G
DOB-FCWP-50W	150 mA	5,400	108	1	0	1	5,778	116	1	0	1	5,700	114	2	0	2	5,700	114	2	0	2
DOB-FCWP-100W	150 mA	10,600	106	2	0	2	10,823	108	2	0	2	11,200	112	2	0	2	11,200	112	2	0	2

Lumen values are from photometric tests performed in accordance with IESNA LM-79-08. Data is representative of the configuration shown above and actual performance may differ as a result of end user environment and application.

Ordering Guide:

DOB-FCWP-100W	BR	120V	40K	T2	WM	
Wattage: 50W 100W	Color: GR: Grey BL: Black BR: Bronze	Voltage: 120V 240V 277V	CCT: 3000K 4000K 5000K 5700K	Beam Angle: T2: Type 2 T3: Type 3 T4: Type 4	Mount: WM: Wall Mount	Optional Accessories: PCR3: 3-Pin Photocell DM: 0-10V Dimming MS: Motion Sensor