

CANIS-J2 Back Lit Flat Panel Series


Product Description:

The CANIS-J2 Back Lit Flat Panel Series is a strong alternative to the original CANIS-J, now available with adjustable wattage and CCT. It has a strong aluminum frame that is anti-corrosive and provides quick heat dissipation. The CANIS-J2 utilizes a LGP lens that is ultra-thin, provides uniform lighting and good insulation. The LGP lens has prominent aging resistance and chemical stability thus insuring anti-yellowing over the luminaires lifespan.



Features:

- › **Application:** LED Flat Panel
- › **Installation:** Recessed / Surface Mount / Hanging Kit
- › **Warranty:** 5 Years
- › **Operating Temperature:** -22°F ~+ 122°F
- › **CRI:** >80



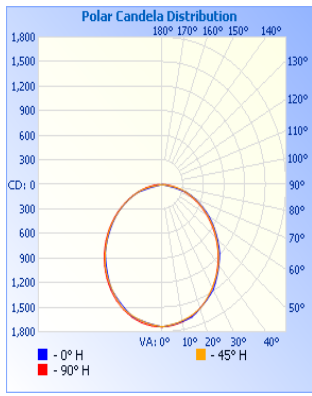
Technical Data:

Certifications	UL
CRI	≥ 80
IP Rating	IP40
CCT	3000K-5000K (Adjustable)
Input Voltage	100-277V



Specifications:

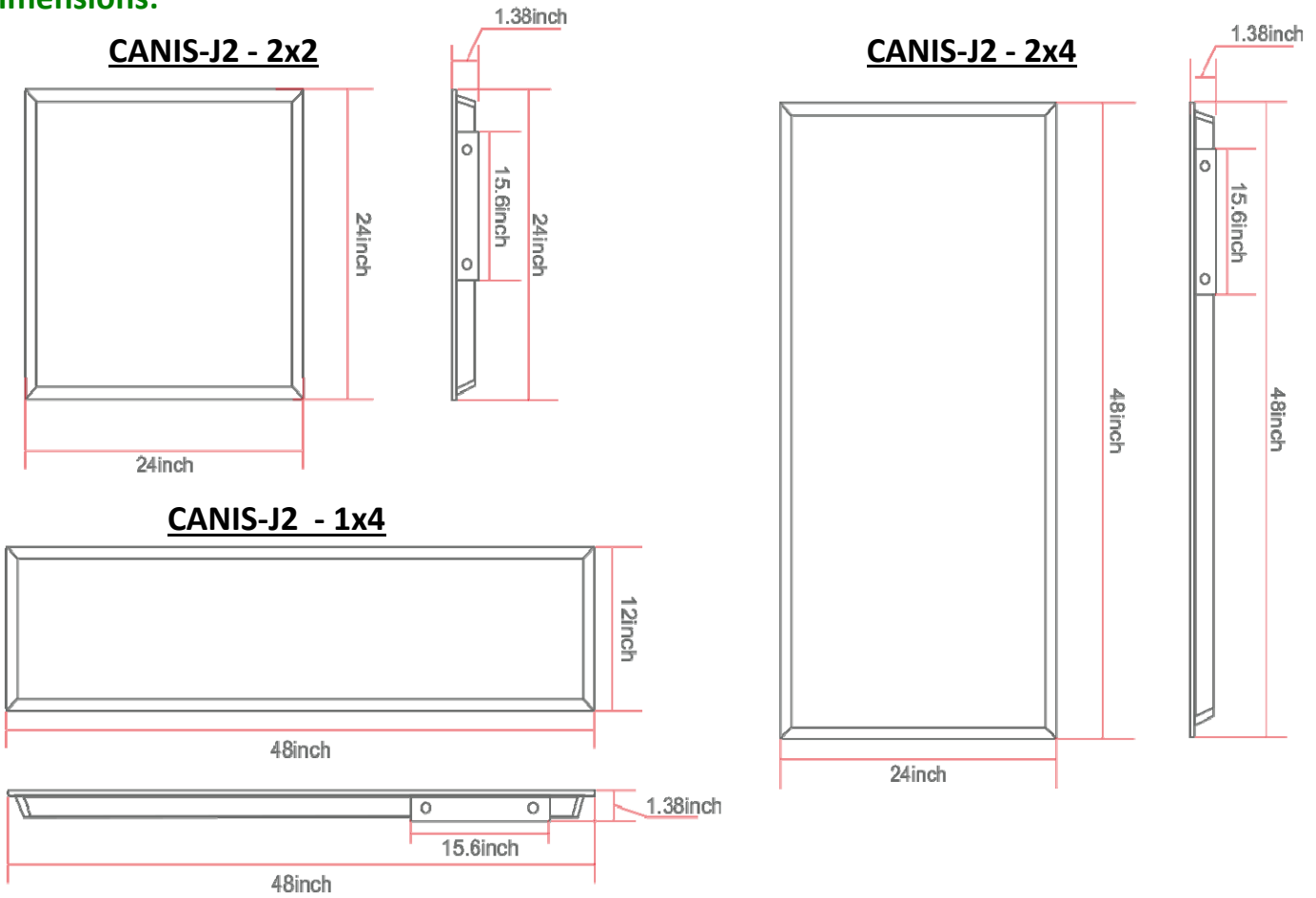
Fixture Model	Total Lumens*	Efficacy (lm/w)	Dimensions (inches)	Weight (lbs)	Beam Angle
CANIS-J2 - 2x2 20W/25W/30W/35W 30K/40K/45K/50K	2600-4550 lm	130 lm/W	48" x 48"	5.07	120°
CANIS-J2 - 1x4 20W/25W/30W/35W 30K/40K/45K/50K	2600-4550 lm	130 lm/W	12" x 48"	5.51	
CANIS-J2 - 2x4 35W/40W/45W/50W 30K/40K/45K/50K	4550-6500 lm	130 lm/W	24" x 48"	9.26	



	Illuminance at a Distance	
	Center Beam fc	Beam Width
9.7ft	18.5 fc	29.6 ft 29.4 ft
19.3ft	4.67 fc	58.9 ft 58.5 ft
29.0ft	2.07 fc	88.6 ft 88.0 ft
38.7ft	1.16 fc	118.2 ft 117.4 ft
48.3ft	0.75 fc	147.5 ft 146.5 ft
58.0ft	0.52 fc	177.1 ft 175.9 ft

■ Vert. Spread: 113.6°
■ Horiz. Spread: 113.2°

Dimensions:



Ordering Guide:



Model:
CANIS-J2-2x2
 Watts: 20W,25W,30W,35W
 CCTs: 30K,35K,40K,50K

Voltage:
 120-277V

Mounting:
 Recessed
 Surface Mount
 Hanging Ring

Mounting Frame Color:
 WH: White

Dim:
 DM: 0-10V

Beam Angle:
 120°

Optional Accessories:
 EM: 15W
 Emergency Battery
 (2 year warranty)

CANIS-J2-1x4
 Watts: 20W,25W,30W,35W
 CCTs: 30K,35K,40K,50K

CANIS-J2-2x4
 Watts: 35W,40W,45W,50W
 CCTs: 30K,35K,40K,50K